

Welcome to the Year 7 Parents' Information Evening.

**Please ensure you have registered your
attendance by scanning the QR code.**

Please do not record this presentation.

**The PowerPoint will be available on our website
tomorrow.**

Key Foci for the Year

Everyone needs to be committed to:

- **Take responsibility for their own learning through thinking hard.**
- **Take responsibility for their own behaviour by making good decisions.**

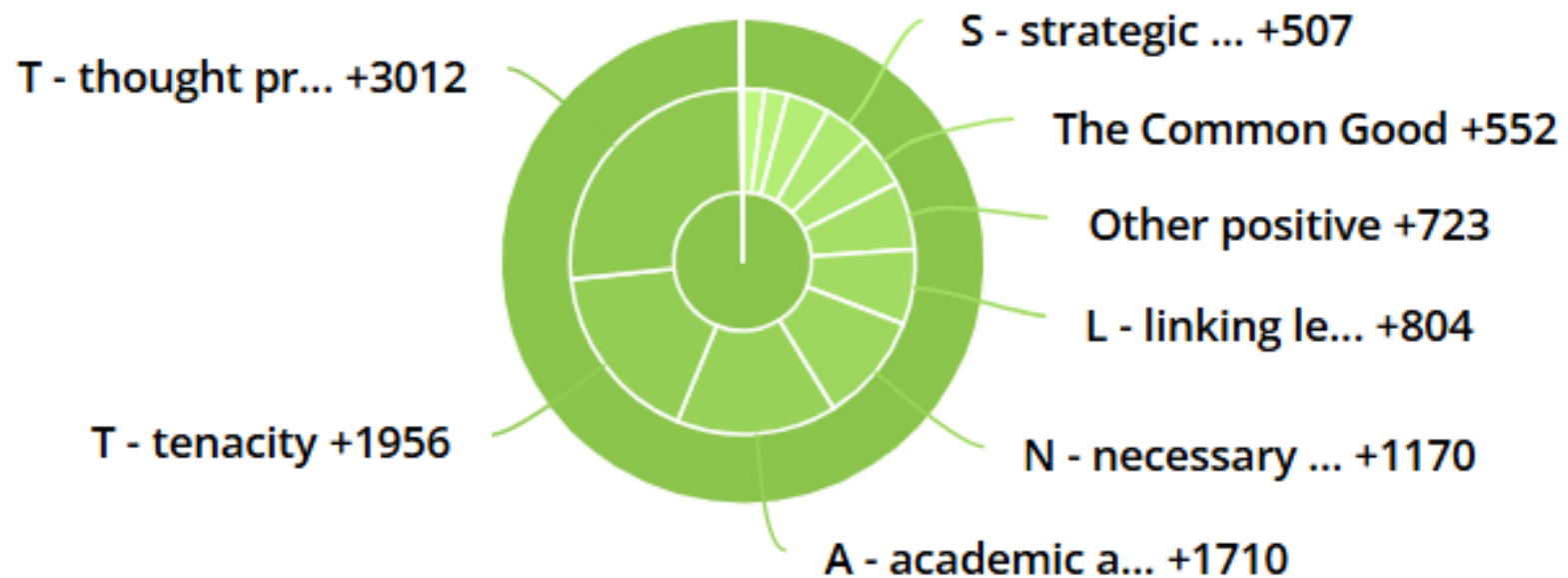


St Paul's
CATHOLIC SCHOOL

Our ethos

- Love
- Serve
- Do the best that is possible

Overview





Year 7 Multi-Activity Residential: Mendip Hills

Monday 27th April - Friday 1st May
2026



Archery



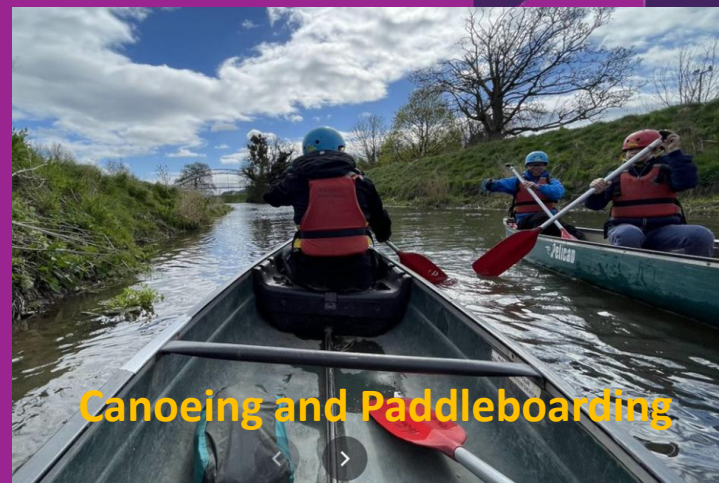
Caving

Activities

Some of the activities will be based at the centre and some will take place in the beautiful surrounding area



Rock climbing/ Abseiling



Canoeing and Paddleboarding

Sample week

Monday

Arrival, axe-throwing and tobogganing
Evening – adventure night hike



Tuesday

Bushcraft and low ropes
Evening – frisbee golf

Wednesday

Caving and rock-climbing day
Evening – movie night



Thursday

Water sports day
Evening – campfire and social evening on site

Friday

Archery and travel home

- **Deadlines**

- Letter will be sent to parents in the next couple of weeks to register interest
- A ballot will be held if oversubscribed and those successful will be notified
- Deposits will be due by the end of October
- Full payment will be due in February
- Pay by instalments will be available
- Total cost = £400 - £420 per student - TBC

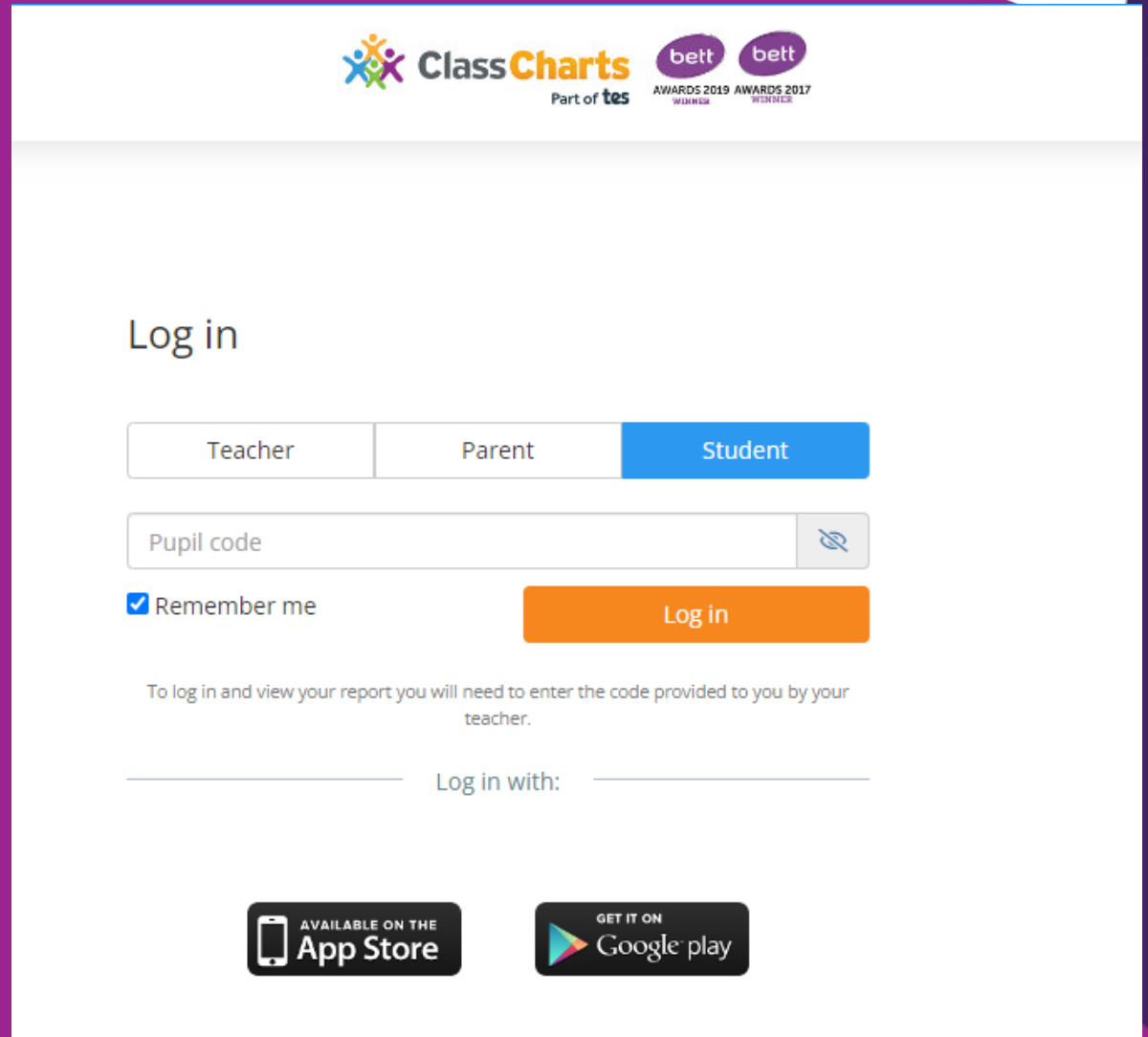


Classcharts

- You have a code to access ClassCharts:
- This is where homework is and where pupils can send a message to a teacher

Classcharts

It will ask for your
code



The image shows the ClassCharts login page. At the top, there is a header with the ClassCharts logo (a colorful group of people) and the text "ClassCharts Part of tes". To the right of the logo are two "bett" award logos: "AWARDS 2019 WINNER" and "AWARDS 2017 WINNER". Below the header is a "Log in" section. It features three tabs: "Teacher", "Parent", and "Student", with "Student" being the active tab. Below the tabs is a text input field labeled "Pupil code" with a clear button (an 'X' icon) on the right. Below the input field is a checkbox labeled "Remember me" which is checked. To the right of the checkbox is an orange "Log in" button. Below the login button is a message: "To log in and view your report you will need to enter the code provided to you by your teacher." Below this message is a horizontal line with the text "Log in with:" in the center. At the bottom of the page are two app store badges: "AVAILABLE ON THE App Store" and "GET IT ON Google play".


ClassCharts
Part of tes

bett
AWARDS 2019 WINNER

bett
AWARDS 2017 WINNER

Log in

Teacher Parent **Student**

Pupil code 

☒ Remember me **Log in**

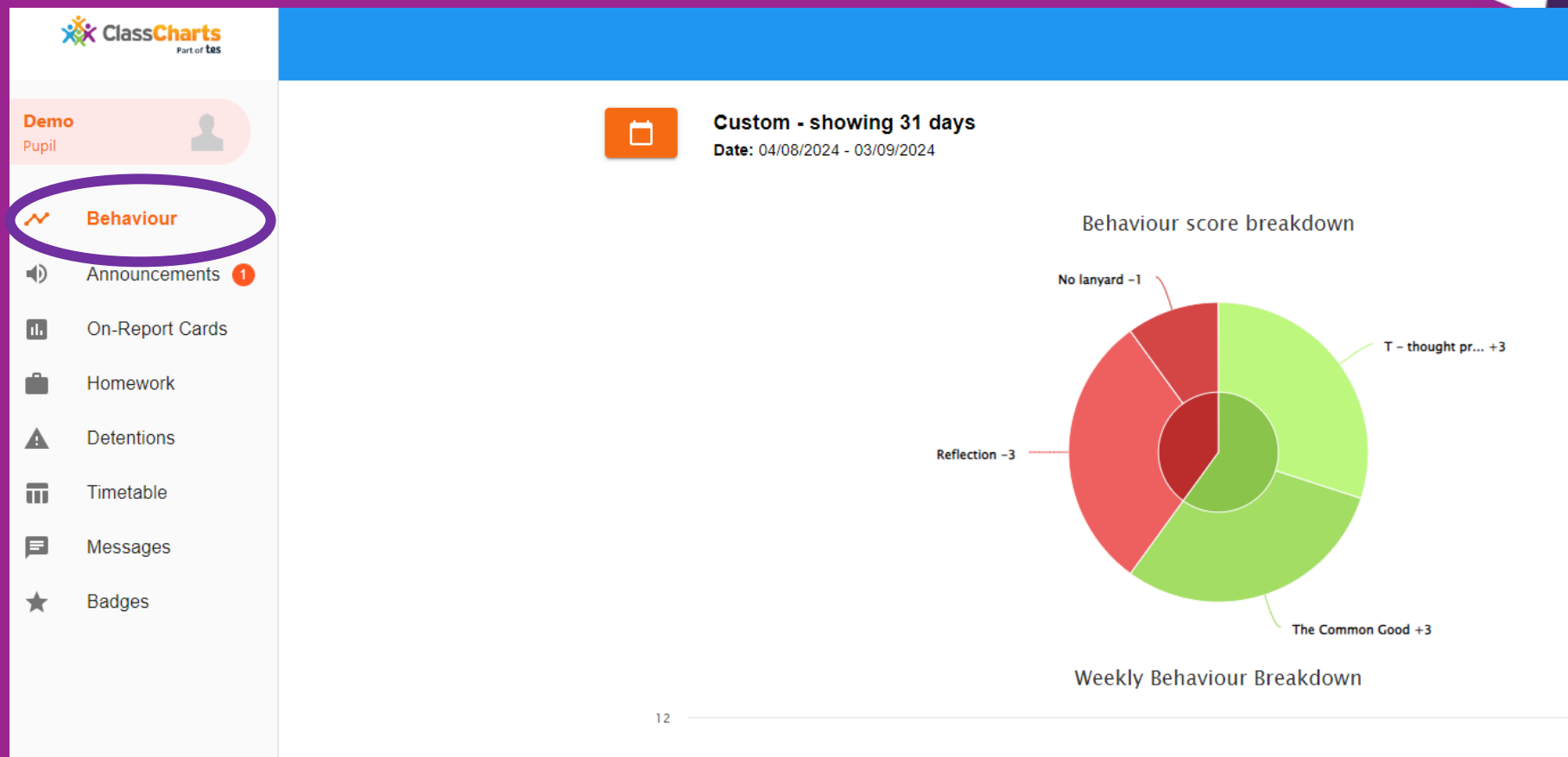
To log in and view your report you will need to enter the code provided to you by your teacher.

Log in with:

AVAILABLE ON THE
App Store

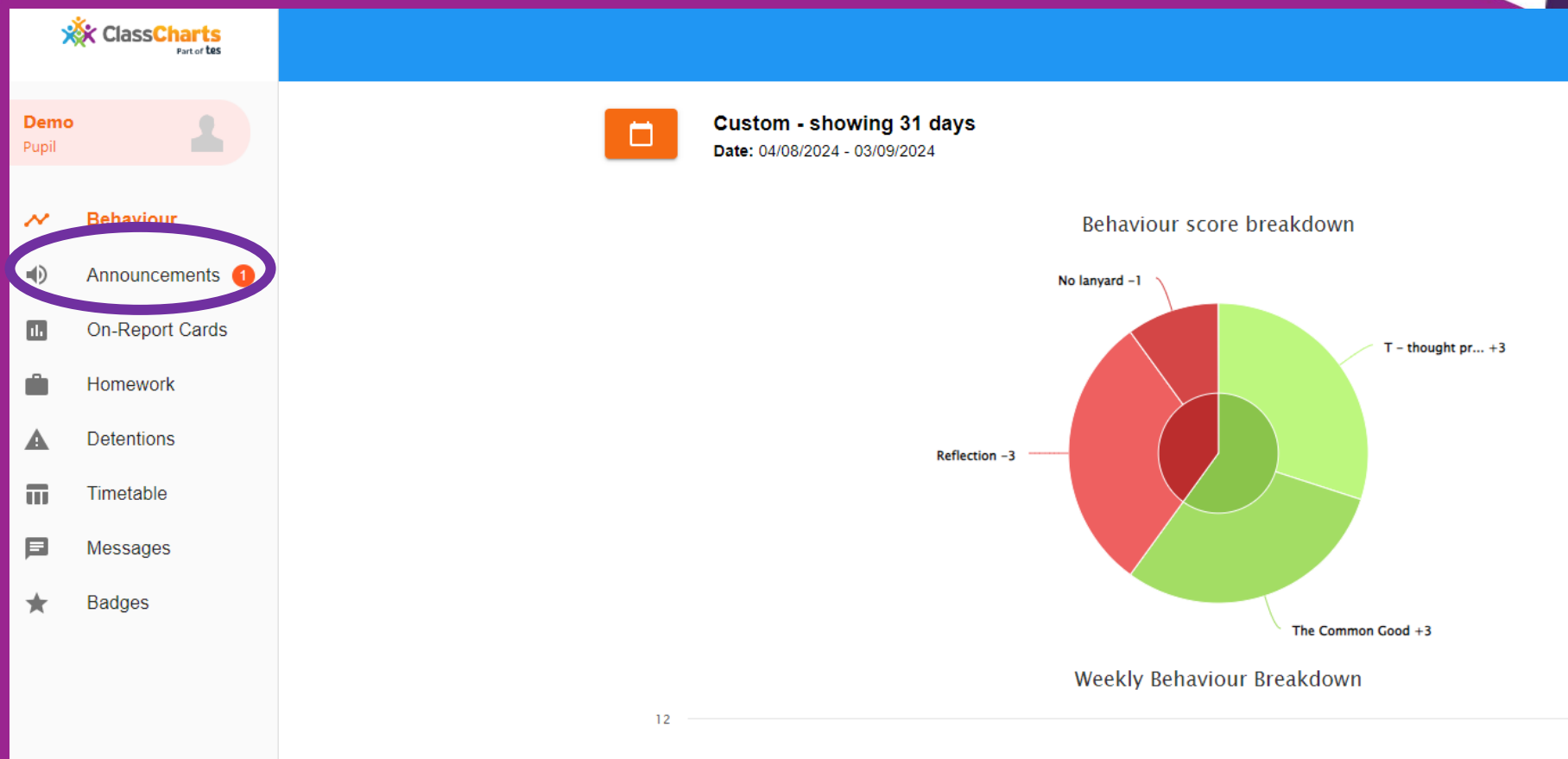
GET IT ON
Google play

ClassCharts



Your homepage is your behaviour, this is where you can see what green and red points you have.

ClassCharts



Check at least every other day for any announcements, these may be about opportunities or important school events

ClassCharts

 **ClassCharts**
Part of TES

Demo
Pupil



- Behaviour
- Announcements 1
- On-Report Cards
- Homework**
- Documents
- Timetable
- Messages
- Badges



Custom - showing 38 days

Due date: 27/08/2024 - 03/10/2024

☐ Show by issue date ☒ Show by due date

0 tasks due this week

0 tasks submitted/completed

0 tasks remaining this week

☐ Requires submission?



To do

0



Completed

0



Submitted late

0



Not submitted

0



Submitted

0

Homework will need to be checked every day – this will show you what homework you have to complete

Clicking on a task in your list will give you more detail, including when it is due and if you need to add any attachments.

When you have completed the task, check the box that says 'completed'. This will move it from your to-do list to a list for your teacher to check.

To do

×

Write a book review

RECREATION - C6R/RC5 - MRS A ABELL

Type: Homework

Issue date: Friday 20/03/2020

Due date: Friday 27/03/2020

Estimated completion time: 10

☐ Completed?

Write a 500 word review on the book of your choice.

My attachments

☒ My book review.doc

+

 UPLOAD ATTACHMENT

You can upload a maximum of 5 attachments, each up to 250mb in size.

Supported file formats: doc, docx, pdf, xls, xlsx, ppt, pptx, pub, txt, png, jpeg, jpg, gif, rtf, mp3, odt, odp, csv, mp4, mov, m4a, sb3

ClassCharts

 **ClassCharts**
Part of TES**Demo**

Pupil



Behaviour



Announcements



On-Report Cards



Homework



Detentions

**Timetable**

Messages



Badges

Sep



DATE

02

Mon

03

Tue

04

Wed

05

Thu

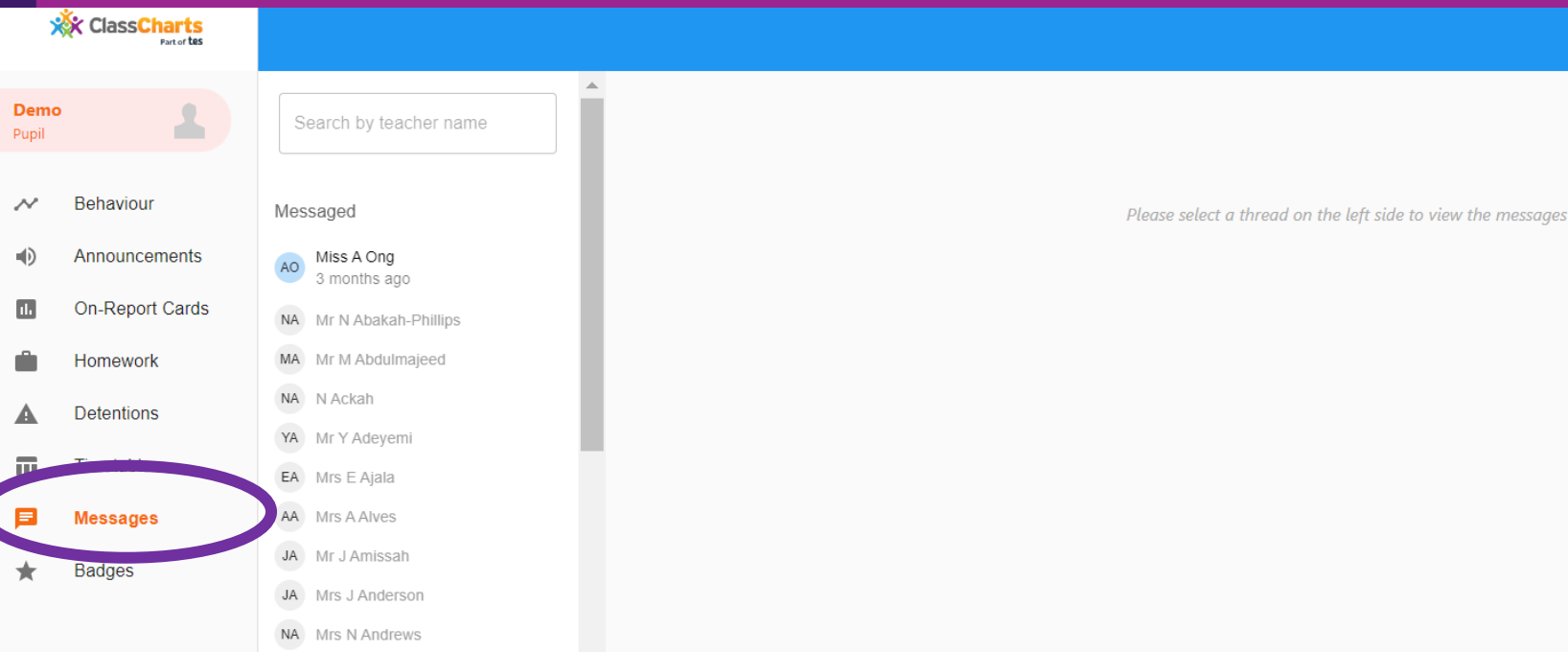
06

Fri

No timetable data found for this date.

If pupils ever lose their timetable, they will be able to check their timetable at home and write down the lessons for that day

ClassCharts



The screenshot shows the ClassCharts interface. At the top left is the ClassCharts logo with the tagline "Part of TES". Below it is a sidebar with a "Demo Pupil" header and a list of navigation items: Behaviour, Announcements, On-Report Cards, Homework, Detentions, Messages (highlighted with a purple circle), and Badges. To the right of the sidebar is a search bar labeled "Search by teacher name". Below the search bar is a list of teachers under the heading "Messaged":

Teacher Initials	Teacher Name	Time
AO	Miss A Ong	3 months ago
NA	Mr N Abakah-Phillips	
MA	Mr M Abdulmajeed	
NA	N Ackah	
YA	Mr Y Adeyemi	
EA	Mrs E Ajala	
AA	Mrs A Alves	
JA	Mr J Amisah	
JA	Mrs J Anderson	
NA	Mrs N Andrews	

Below the list of teachers is a message that says "Please select a thread on the left side to view the messages".

If a pupil needs to message a member of staff, click on 'messages' and then search for the teacher you need. *For parents/guardians – please email staff. Staff will always aim to respond within 2 working days*

ClassCharts

Remember....

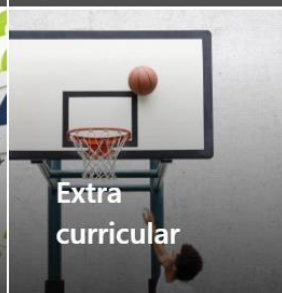

- Pupils need to check ClassCharts everyday
- Pupils are not allowed their phone in the day so please don't try to check during the school day on your own device or in lessons when you should be learning
- Parents/guardians have their own account and will get instant updates about green and red points

ClassCharts

If pupils have any problems logging into ClassCharts please ask them to go to A138 to speak with Mrs Berry at breaktime or lunchtime.

If pupils have any questions about homework they should check with their class teacher.

If you have questions about using ClassCharts and Sharepoint please see Miss A Ong in the maths office at breaktime or lunchtime.



Sharepoint is our new learning platform

You will find it on the School Website under the logins tab



What is Sharepoint

Sharepoint is part of Office365 and allows us to share work within our school.

When you click on the link 'St Paul's Sharepoint' you will need to sign in with your Office account.

The subjects page will contain useful information on curriculum and resources to support learning.

Safeguarding

We would like to remind pupils, parents/carers of the following regarding social media:

- Pupils have a responsibility to remove themselves immediately from any communication where unpleasant or threatening comments are made about others.
- Many Social Media platforms state a minimum age of 13 to hold an account.
- We would advise parents/carers to check all their children's devices on a regular basis. There are several different parental control software's available and would strongly advise their use if parents have concerns about their child's use of social media.

Using **Accelerated Reader** at St Paul's

*'There is no such thing as a child who hates to read;
only children who have not found the right book.'* –
Frank Serafini



At it's heart, **Accelerated Reader** is simple...

1. A student reads a book.
2. They then take an online quiz about it.
3. Quiz feedback is immediately available to Teachers.
4. Teachers discuss this feedback with the student.
5. The student then responds to this regular feedback and as a result are motivated to make progress with their reading skills.



Appropriate Challenge

Pupils develop reading skills most effectively when they read appropriately challenging books – difficult enough to keep them engaged but not so difficult that they become frustrated. This is their 'Zone of Proximal Development' (ZPD), or as we like to say, **Book Level**.



Students will sit a STAR test 3 times in the academic year (Sept – Feb – June)

The difficulty of each question adjusts to suit each student's abilities.

This particular test determines a student's ZPD (or Book Level), which then kick-starts the Accelerated Reader programme.

Motivation, Incentives and Rewards

Because students receive regular feedback from **Accelerated Reader**, teachers and librarians are given many opportunities to praise students for their successes and to discuss with them what they have been reading.





St Paul's
CATHOLIC SCHOOL

PHSE and RSE Curriculum: Mrs Brown

PSHE and RSE

PSHE: Personal, Social, Health and Economic Education

RSE: Relationships and Sex Education (legal requirement – pupils can only be withdrawn from Sex Education elements, none of these appear in the Year 7 or Year 8 Curriculum)

Delivered by the form tutor during extended tutor time (40 minute lesson)

Subject lead is Mrs Brown – can be contacted by email on naomi.brown@st-pauls.org.uk

Advent 1	Advent 2	Lent 1 and 2	Pentecost 1	Pentecost 2
Transition to Year 7 <ul style="list-style-type: none"> • Organisation • Making the most of school • Managing Distractions • Collaboration • Perseverance and Resilience 	Healthy Friendships <ul style="list-style-type: none"> • Healthy vs Toxic Friendships • Respectful Relationships and Managing Conflict • Bullying or Banter • Dangers of Physical Conflict • Peer Pressure • Self-Awareness and Showing Empathy 	RSE – Healthy Relationships <ul style="list-style-type: none"> • Puberty • Changing Adolescent Bodies • Hormones and Boundaries • Gender and Stereotypes • Types of Relationships • Relationships and Marriage • Diversity and the Family Unit 	Online Safety <ul style="list-style-type: none"> • Social Media and Mental Health • Trolling and Cyber Bullying • Catfishing • Online Grooming 	Healthy Living <ul style="list-style-type: none"> • Importance of Exercise • Healthy Eating • Puberty and Hygiene • Dental Hygiene • Importance of Sleep • Looking After the Health of Others

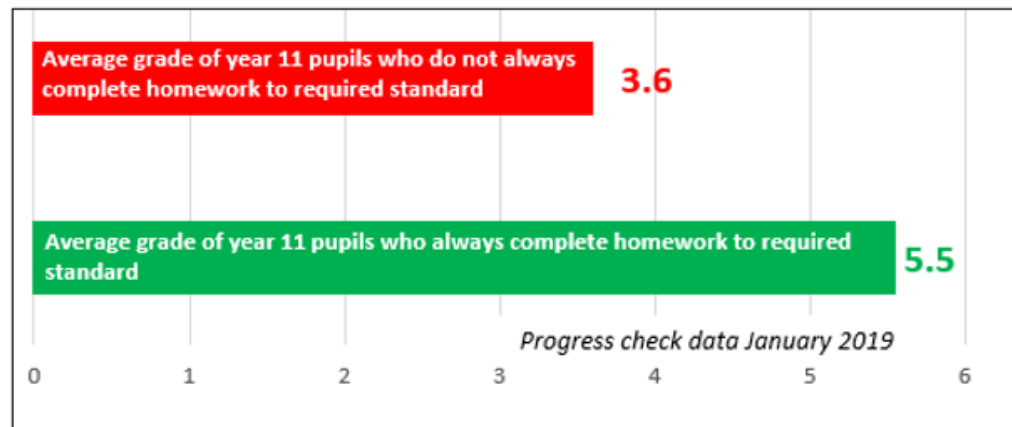


St Paul's
CATHOLIC SCHOOL

Building Study Habits in Year 7

Building Study Habits in Year 7

We know that when pupils regularly complete high-quality homework it is associated with a significant increase in outcomes by the end of Year 11.



- ✓ Practice
- ✓ Broaden knowledge
- ✓ Time management
- ✓ Study habits
- ✓ Self-discipline
- ✓ Problem-solving
- ✓ Confidence

Why do we set homework?

How often and how long...

Year	Time spent per subject	Per school day	Per week
7 & 8	<ul style="list-style-type: none">• Approximately 30 - 45 minutes (English, Maths, Science)• Approximately 15 - 30 minutes (all other subjects)	Approximately 1 hour	Approximately 5 hours



STUDY

The St Paul's Way >>>

What? >>>



Review



Consolidate



Active retrieval

Where? >>>



Home



School



Library

When? >>>



Regularly



Routinely planned



Daily

How? >>>



Commit



Persevere



Self regulate

Why? >>>



Goals



Choices



Aspirations

Pupils
need to...



Be proactive



Be reactive



Take
responsibility



Think hard



Do the
best that
is possible



Year 7

“ Be organised today to achieve tomorrow ”



Parental Engagement



Intervention



Homework



Wellbeing

		Year 6 Transition			
ADVENT 1	TIME MANAGEMENT AND RESOURCES	Parent Information Evening	Meet the Tutor	Homework Toolkit	Common Good
ADVENT 2		Homework Toolkit	Progress Check One	Common Home	
LENT 1	PRIORITISING AND STUDY SPACE	Parent Information Evening	Homework Learning Environment	Human Dignity	
LENT 2		Homework Learning Environment	Progress Check Two	Rights and Responsibilities	
PENTECOST 1	ATTITUDES AND VALUES	Mentoring Evening	ICT Toolkit	Solidarity and Peace	
PENTECOST 2		ICT Toolkit	Progress Check Three	Dignity at work	

How can you support your child with their homework?

ENVIRONMENT

- Space
- Resources
- Phones

PLANNING

- Schedule - Plan ahead
- Routine

ENCOURAGEMENT

- Be available to support
- Praise

WELL-BEING

- Promote breaks and exercise
- Remove distractions- TV/Phone

RED POINTS

- Be aware of these by checking class charts.
- Discuss any red points with your child
- Engage in an email conversation with the teacher to ensure a way forward.

What does successful homework completion look like?

- ✓ Happy to share and show you completed work- developing independence and strategic approach over time
- ✓ Taking time to review and improve work
- ✓ Making links to other learning in their homework
- ✓ Curious to know and learn more- they may complete additional reading and research to increase understanding
- ✓ Keen to impress and strives for homework level 4 in their Progress Check.
- ✓ Completed work reflects allocated time it is not rushed.
- ✓ Red stamps for homework are extremely rare.

Progress checks

How is Homework reported?

Homework is measured on a scale of 1 – 4:

- 4 **Each** piece of Homework set during the assessment period has been completed to an exceptional standard.
- 3 **Each** piece of Homework set during the assessment period has been completed to the required standard.
- 2 **One or Two** pieces of Homework set during the assessment period do not meet the required standard.
- 1 **More** than two pieces of Homework set during the assessment period do not meet the required standard.

Please note that if a pupil is absent from school on the day that a piece of Homework is set, then it is his/her responsibility to ensure that work is accessed on ClassCharts or collected from the teacher and a new deadline negotiated if required.

The Assessment Periods are:

Beginning of the Academic Year to PC1

PC1 to PC2

PC2 to PC3

Days of Recollection

Date	Day	Form
16 th September	Tuesday	7BEN
17 th September	Wednesday	7NEU
18 th September	Thursday	7ANG
23 rd September	Tuesday	7TER
24 th September	Wednesday	7KOL
25 th September	Thursday	7ELI
30 th September	Tuesday	7VIA
1 st October	Wednesday	7CHA
2 nd October	Thursday	7MOR
8 th October	Tuesday	7ROS